



TW Series Digital Torque Wrenches


Digital Torque Wrenches

- Torque range from 1 to 2000 N.m (0.7 - 1475 lbf.ft) across the series
- Torque accuracy $\pm 1\%$ of actual reading from 10-100% of full scale, angle accuracy of $\pm 1^\circ$ of angle reading
- Torque reading starts from 5% of full scale
- Torque and Angle models available; TAW models include Just Move auditing mode
- Wireless models available
- User-friendly multiple mode menu-driven platform
- Multiple measurement units and multiple languages
- Operates and reads clockwise and counter-clockwise
- LED display screen with color indicator lights and audible alarm
- 99 programmable pre-sets with 2,000+ onboard measurement memory
- Wireless receiver can collect data from multiple wireless wrenches




Digital Torque Wrench Data Configuration

TW/TAW Digital Wrench Direct Plug-In Configuration



TW-W/TAW-W Wireless Configuration

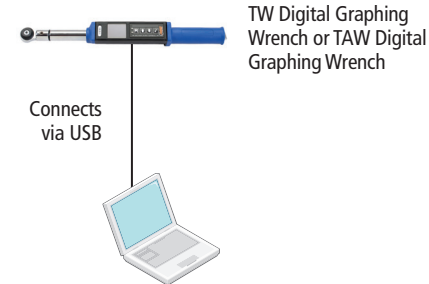


Digital Graphing Torque Wrenches

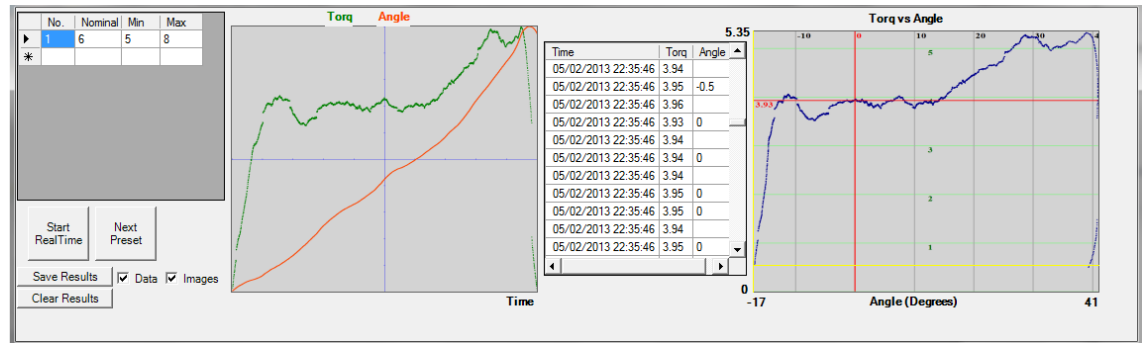
- Real time graphing of Torque vs. Angle and Torque and Angle vs. Time
- Torque range from 1 to 400 N.m (0.7 - 295 lbf.ft)
- Graphing software allows analysis of residual torque, yield point, and breakaway torque
- Multiple measurement units and multiple languages
- Ergonomic soft grip non-slip handle
- Bi-directional ratchet head
- Data log collects and displays 500 torque samples per second and 200 angle samples per second

Digital Graphing Torque Wrench Data Configuration

TW/TAW Digital Wrench Direct Plug-In Configuration



Data Log for Digital Graphing Wrenches



Visit our website at www.asg-jergens.com for additional information.